

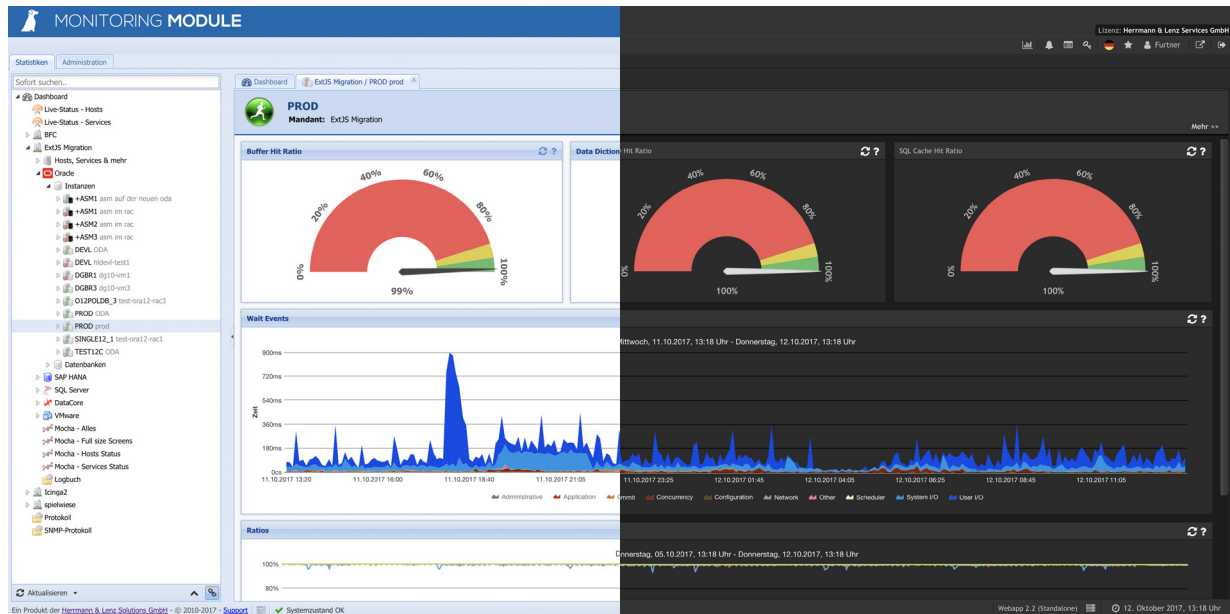


Monitoring Module

Monitoring with Innovation

Monitoring - as simple as that

The Monitoring Module is the monitoring solution for your entire IT environment: infrastructure, server, databases and processes – central, trim, agent-free. Problems and bottlenecks are detected and localized at an early stage. Notification takes place via email or SMS.



The Monitoring Module responds autonomously to changes in the IT infrastructure and adapts its measurement values automatically. Thus, administrative tasks are reduced to a minimum. This tool enables you to monitor and control complex environments with several 10 thousands of measurement values without a problem. The comparably low hardware requirement of the Monitoring Module saves additional costs.

All at a Glance

You can view the status of all measurement values in a condensed form with a single click. More detailed information can be displayed using the drill-down function. You keep an overview at all times, information is presented graphicly and clearly.

H&L Services GmbH						
Hosts						
55	54	0	0	0	0	0
Alle Hosts	Online	(1) Probleme	Nicht erreichbar	Offline	Unbekannt	Downtime
Services						
2475	2434	10	5	5	0	0
Alle Services	OK	(41) Probleme	(22) Warnungen	(13) Kritisch	(6) Unbekannt	Downtime
Oracle Instanzen						
8	8	0	0	0	0	0
Alle Instanzen	Online	Probleme	Nicht erreichbar	Offline	Unbekannt	Downtime

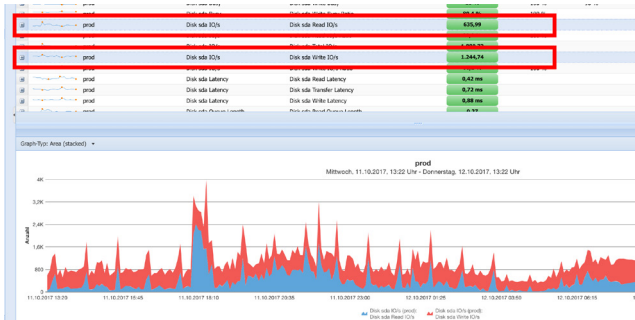
One Tool - One Solution

The Monitoring Module is an “All-in-One” solution for your entire IT environment, so there is no more need for multiple monitoring systems. All information is centrally stored and historicized and can be used for analyses and reports.

Correlations among multiple systems, e.g. VMware resources and Oracle database performance, can be pinpointed systematically. Trends can be identified at an early stage and problems can be resolved before they occur.

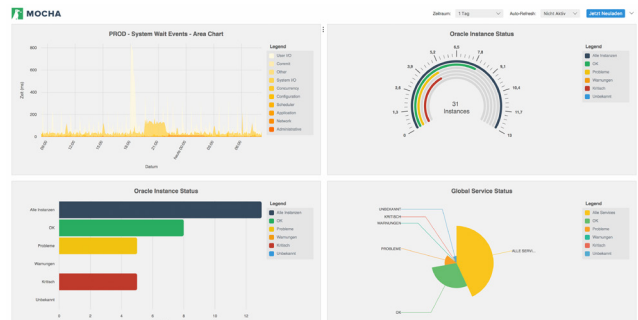
More Highlights

Data correlation



Datapoints can easily be correlated in different chart types.

Personalized Dashboards



Modern dashboards can be easily and individually created for any purpose.

RESTful HTTP API

Measured values and key figures (incl. history) can be retrieved via the API. These can be used in personalized dashboards or third party software.

Monitoring Modules

- Operating Systems (Win/Linux/AIX/Solaris)
- Oracle Database (Incl. 12c / Container)
- MS SQLServer Database
- SAP HANA Database
- VMware DataCenter
- DataCore Storage Virtualization
- Storage Systems (e.g. Hitachi, HP)
- IT Infrastructure (e.g. Switch, USV)
- Management Interfaces (e.g. HP, Fujitsu)
- Further Monitoring Modules on Request

Facts at a Glance

- Central Monitoring and Supervision
- Simple to install and configure
- Agent-free Determination of all Values
- Email or SMS Notification
- Detailed Analyses and Reports
- Long-term Historization of all Key Data
- Entirely web-based Administration
- Measurable increase in efficiency
- Scalable, multi-client Support
- RESTful API

Contact Us

Let us convince you of the excellent benefits of the Monitoring Module during a personal demonstration.

Make an appointment with us.

+49 2174 30710-0

E-Mail: info@hl-solutions.de

Web: monitoring-module.de



Monitoring Module
Monitoring with Innovation